

Disney BEAUTY AND THE BEAST

Now Available on
Blu-ray™ & Digital

Foldable Friends 1 of 4 fun designs!



Beast

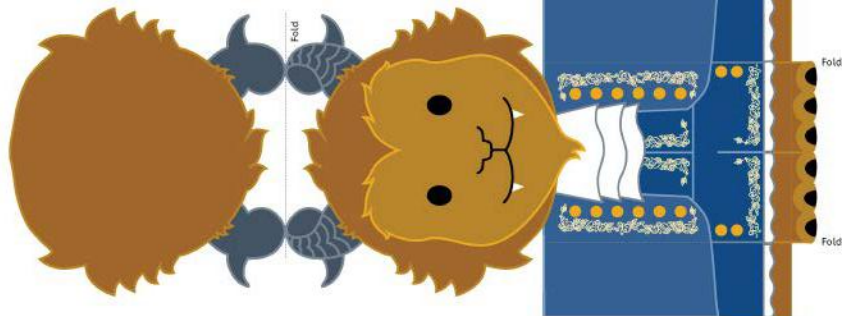
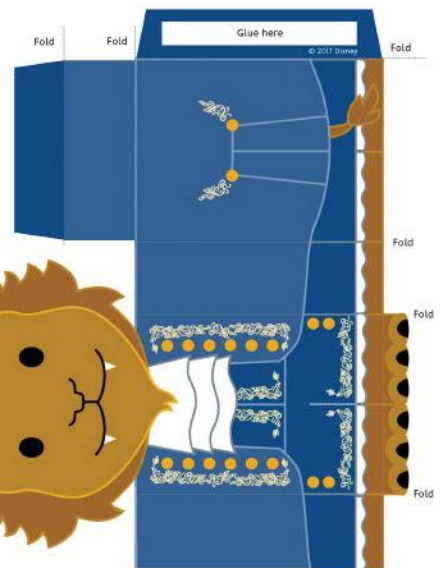
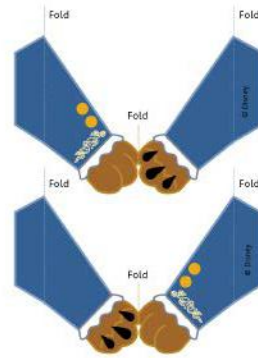
What you will need:

- Heavy paper
- Glue stick
- Scissors

Kids, please have a grown-up help you with the scissors.

Instructions:

Print out the second page onto heavy paper. Cut out the shapes as close as possible. Fold along the dashed lines. Glue the front and back of Beast's head and arms together. Fold the box and apply glue to the flap where indicated. To apply his arms, apply glue to the white side of the flaps and adhere them to his body. Tuck in the flap behind his head to finish.



DISNEY MOVIE REWARDS
make every day
MAGICAL
SWEEPSTAKES

DisneyMovieRewards.com

